



LAKE COUNTRY CAMPERS

SLIDE-IN
CAMPER
6.5FT

TOUGH. LIGHTWEIGHT. ADVENTURE-READY.



100% COMPOSITE PANEL CONSTRUCTION



DUAL PANE WINDOWS & INSULATED DOOR



ONE-PIECE LEAK-PROOF ROOF



ZERO-WOOD, ZERO-ROT DESIGN



R-VALUE 9 INSULATED PANELS



NO CONDENSATION. NO COMPROMISE.



"MAKE IT YOUR OWN" CUSTOM OPTION AVAILABLE



3-YEAR LIMITED WARRANTY



BUILT STRONG FOR BOLD JOURNEYS




Designed for 1500, 2500 & 3500 trucks, the **6.5' Lake Country Camper** offers the perfect balance between mobility and comfort. Designed for full four-season performance, it's your all-in-one basecamp for off-the-grid escapes.



SLIDE-IN CAMPER **6.5FT**

TECHNICAL SPECS

Interior Height	6 feet 9 inch	
Weight	580lbs (263kg)	
Corner Construction	2-Piece Aluminum Extrusion, No Thermal Breaks	
Composite Panel Layers	2mm Exterior Gel-Coated Frp > 10mm Honeycomb Core > 1.5" High Density EPS Foam > 1.2mm Interior Frp	
Includes	2 Thermal Awning Style Windows with Blinds and Screens, 1 Insulated Door, Grab Handle, Laminate Flooring, Marker Lights, Tie-Downs & Camper Jack Brackets, Rubber Front Bumpers & Box Liner	
Upgrade Options	Bunk Windows, Power Roof Fan or Manual Lid, Manual or Power Jacks, Storage Cabinets, Dining Table and Cushions, and Accessories	
Interior Component w/ Weights	Vertical Tower Storage Cabinet	68.2 lbs
	Horizontal Counter Top/ Underneath Storage	40.1 lbs
	Vertical Short Storage Cabinet	20.2 lbs
	Dining Table & Cushion Set	21.2 lbs
	Wooden Bed Step with Underneath Storage	36.9 lbs





CANADIAN-MADE
OVER 20 YEARS
OF EXPERIENCE

